

KinderSign – Expired PIN

- A** After entering your phone number, KinderSign notifies you that **Your PIN has Expired**. Tap **Update PIN**.

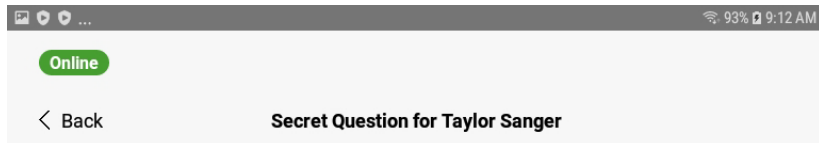


Your PIN has expired

Please update it now before you can enter attendance.



- B** The **Email Sent** or **Text Sent** screen appears confirming a link was sent your email address or phone number. Tap **Go to Home** to go to main menu.



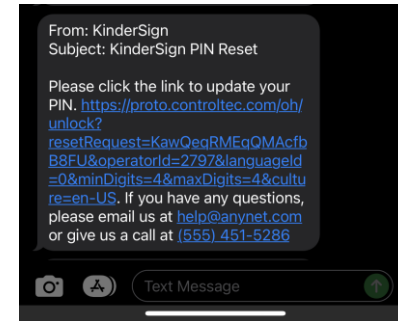
✓ Text Sent

We've sent instructions on how to update your PIN to (760) 340-2340. Please check your text messages.

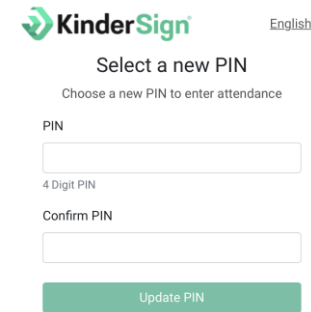
Resend Text



- C** A **Verification Email** or **Verification Text** will be sent with a link. Click on link to reset your PIN.



- D** Enter your new 6 to 8 digit PIN. Re-enter your 6 to 8 digit PIN and tap **Update PIN**.



- E** A notification appears showing a successful PIN change.
- F** Reopen KinderSign and enter your 10-digit telephone number, then enter your new PIN to successfully login.