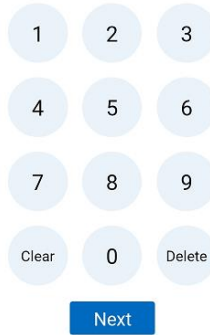
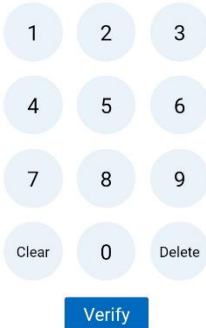


# KinderSign – How to Send and Review Messages

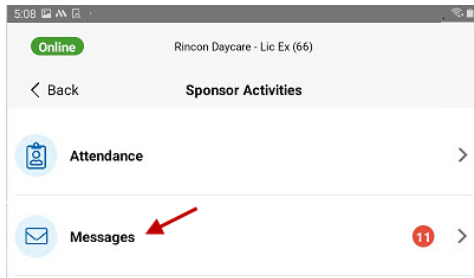
**A** Use the keypad to enter your 10-digit telephone number. Tap **Next**.



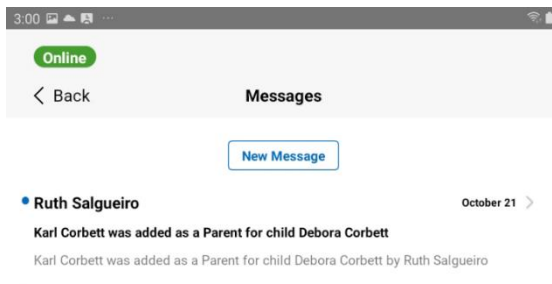
**B** Enter your 6 to 8 digit **PIN** and tap **Verify**.



**C** Tap **Messages**. The number of unread messages display inside the red circle.



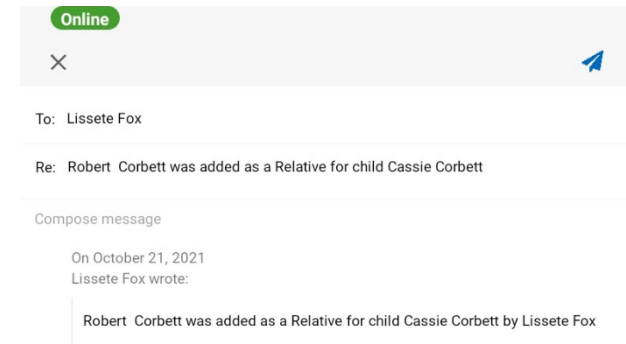
**D** When the list of all messages appears, tap on the desired message to expand and review it. New messages display in bold letters.



**E** Expanding a message activates the **Delete** button. Tap if you would like to delete the message.




**F** Expanding a message also enables the **Reply** button. Tap to compose your response.



**G** When finished, tap  to send.

**H** When you finish reviewing your message, tap **Back** to return to the previous menu.

**I** To create a message, tap **New Message**. Enter the address of the recipient, the **Subject**, your message, and tap  to send.