

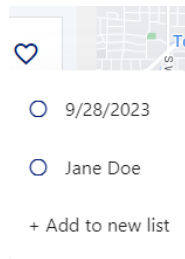
# TX Child Care Connection – Family Adds Provider to Favorites List

Families must have an account created in the Texas Child Care Availability Portal to have access to the **Favorites** list. To create an account, refer to the **Families Create an Account** QRC.

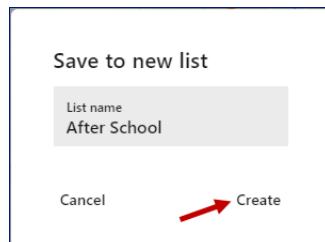
**A** Press the heart icon at the top right corner of a Provider's window in the Search Results.



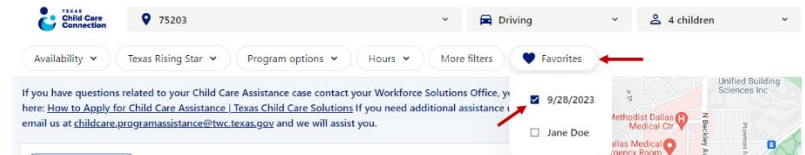
**B** Press the radio button beside an existing List Name, or press **+Add to new list** to create a new Favorites list.



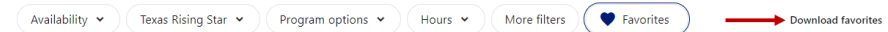
**C** If creating a new list, enter the name in the **List name** field, then press **Create**.



**D** Press the **Favorites** filter and check/uncheck the checkbox beside a list's name to view/remove the Providers on that list.



**E** Press the **Download favorites** link to download a list of your favorite Providers.



Check the checkbox beside a list's name, select your desired download format, choose your desired Language, then press **Download**.

