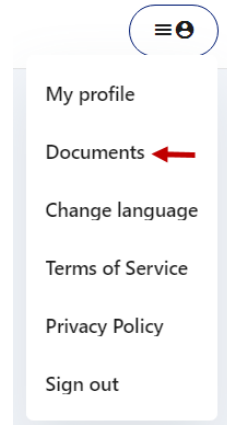
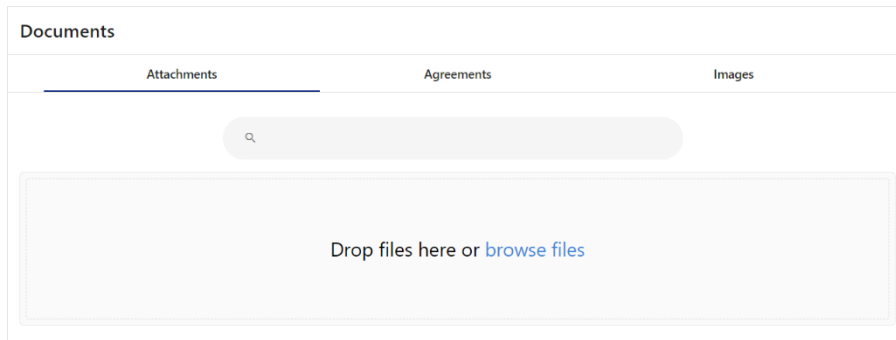


# TX Child Care Connection – Provider Uploads Documents to Profile

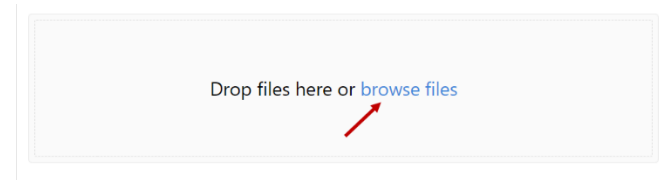
**A** Click on **Documents**.



**B** The screen will show any photos or files you have uploaded to your profile.



**C** Click on **Browse Files**. This will open your file explorer, and you can select the photo or file you want to upload. You may also drag and drop the file into the dotted square.



**D** The system will display the selected photo or document.

