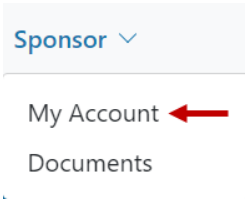


## KinderConnect – Primary Parent Communication Preferences

Notices and Alerts will be received through KinderConnect. You may alter your communication preferences to include these messages through other means.

**A** Press **My Account** under **Sponsor**.



Sponsor ▾  
My Account ←  
Documents


**B** Scroll down to find the communication fields. Select the check boxes of the communication preferences you'd like to receive.

Opt-In Text Communication:   
Opt-In Email Communication:

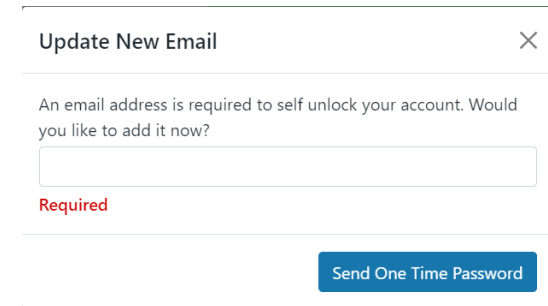
**Note:** if left unchecked, you will remain opted out of receiving emails or text messages regarding your child's care status.

**C** When selecting Opt-In Text Communication, enter your **SMS Phone Number**.

SMS Phone Number:

**D** If you select **Opt-In Email Communication**, press **Update Email**.  Your email address is required for this selection.

**E** You will be prompted to enter your email address to receive a one-time password to confirm your email. Press **Send One Time Password**.



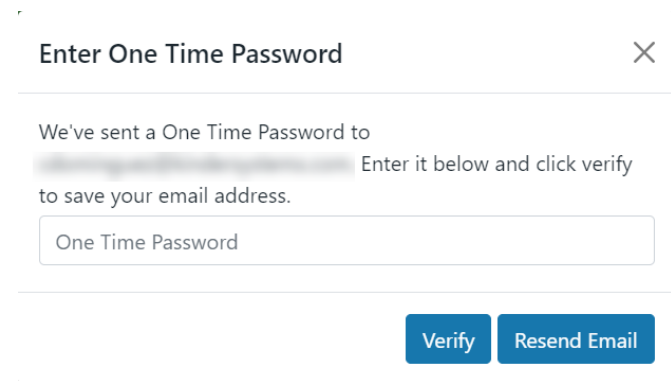
Update New Email ×

An email address is required to self unlock your account. Would you like to add it now?

Required

Send One Time Password

**F** Once you receive the password, enter the password in the designated field. Press **Verify**.



Enter One Time Password ×

We've sent a One Time Password to  Enter it below and click verify to save your email address.

One Time Password

Verify Resend Email

**G** After your communication preferences have been selected, press **Save**.