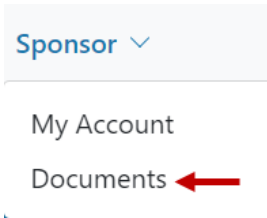


KinderConnect – Parents Review Documents/Notices

A parent may review the **Documents** they receive regarding their child’s care.

A Press **Documents** under **Sponsor**.



The screenshot shows a dropdown menu for 'Sponsor' with two options: 'My Account' and 'Documents'. A red arrow points to the 'Documents' option.

B Enter a range of the Start Date and End Date of the Document you are looking for. Press **Search**.

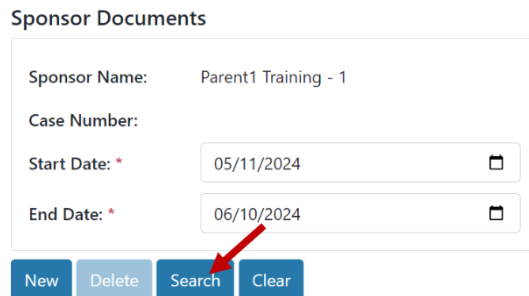
Sponsor Documents

Sponsor Name: Parent1 Training - 1

Case Number:

Start Date: * 05/11/2024


End Date: * 06/10/2024



The screenshot shows a search form for 'Sponsor Documents'. It includes fields for 'Sponsor Name', 'Case Number', 'Start Date', and 'End Date'. Below the form are four buttons: 'New', 'Delete', 'Search', and 'Clear'. A red arrow points to the 'Search' button.

C Under Search Results, locate the Document and press **Download** to review the document.

Search Results 2 Results Found

Description <input type="checkbox"/>	Operator <input type="checkbox"/>	File Name <input type="checkbox"/>	Last Modified <input type="checkbox"/>	Action
Family Notice(Approval)	Worker, Case	NoticeOfAction_530_2024-05-29T095709.pdf	5/29/2024 9:57:11 AM	Download 
Family Notice(Approval)	Worker, Case	NoticeOfAction_530_2024-05-29T100721.pdf	5/29/2024 10:07:25 AM	Download