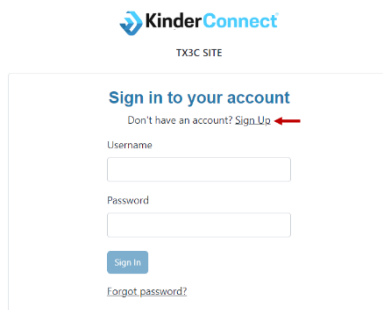


KinderConnect – Sponsor Registration

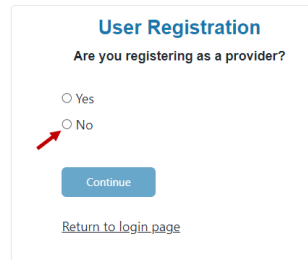
Parents/sponsors must self-register before they can login to KinderConnect. This process can only be done once.

- A** Open your web browser and enter the web address <https://childcare.twc.texas.gov/KinderConnect/>. Note: You cannot access KinderConnect using Internet Explorer. Please use another browser such as Google Chrome, Firefox or Safari.

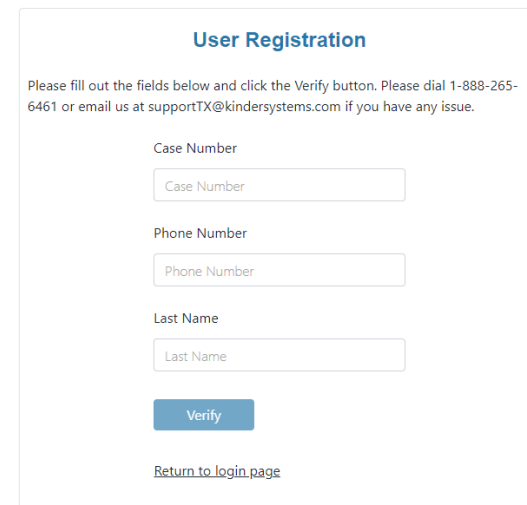
Click **Sign Up?** if you do not have an account.



- B** Click on the **No** radio button to indicate you are not a **Provider**.

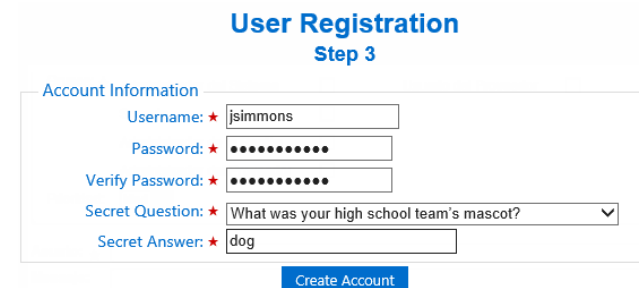


- C** Enter the information in the required fields.
- Case Number of the person registering.
 - **Note:** Enter your TWIST ID in the Case Number field.
 - Phone Number of the person registering.
 - Last Name of the person registering.



- D** After entering the required information, press **Verify**.

- E** To create your Username and set up security information and password, enter all the required information. Passwords are case sensitive, if capital letters are used while creating the password, they need to be used during login. The image below is an example, follow the instructions on your screen for specific password requirements.



- F** Press **Create Account**.

- G** A message indicating that the account was created successfully will appear. It provides you with a link to return to the KinderConnect **Login** page.