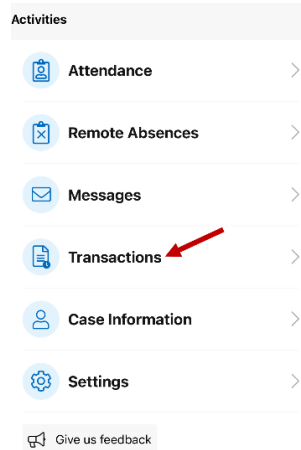


KinderSmart – View Attendance Transactions

The *Transactions* menu option in KinderSmart allows you to view all attendance transactions recorded for your child(ren).

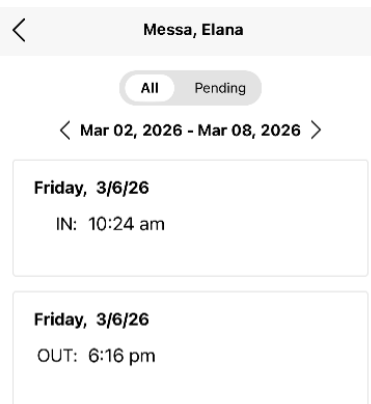
A Open the KinderSmart app on your phone. Note that the telephone number must be already registered with your Provider.

B Once the *Activities* screen opens, tap **Transactions**.

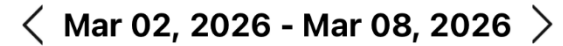


C If you have more than one child, select the child whose transactions you would like to view

D A list of attendance transactions for the selected child will appear.



E Tap the arrows at the top of the screen to navigate between dates and view transactions from different days.



F Tap the back arrow to return to the *Sponsor Activities* screen.

